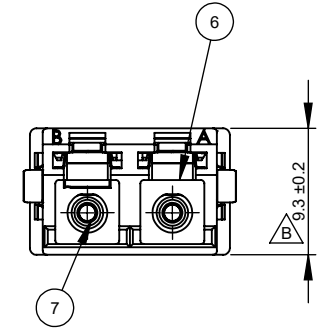
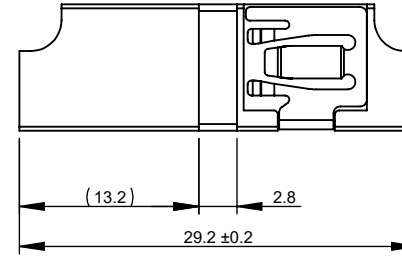
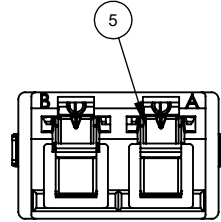
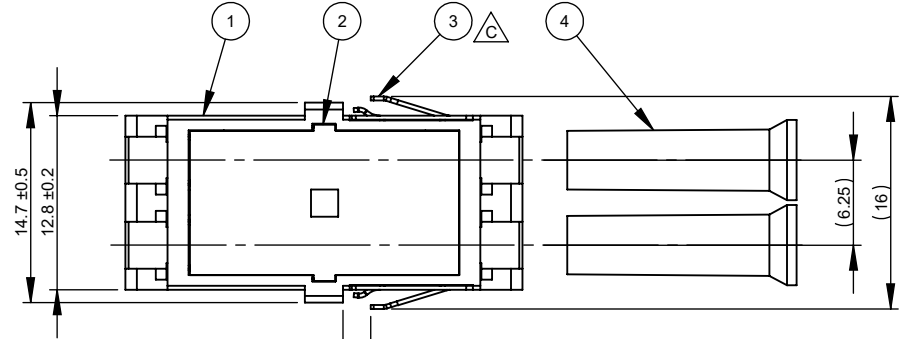
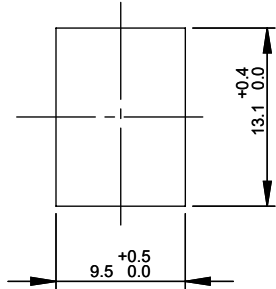


NOTES:  
 1. ALL MATERIALS ARE COMPLIANT TO RoHS, REACH SVHC AND UL 94 V-0  
 2. INTERFACE DIMENSIONS COMPLIANT TO IEC 61754-20 (TYPE LC CONNECTOR FAMILY)

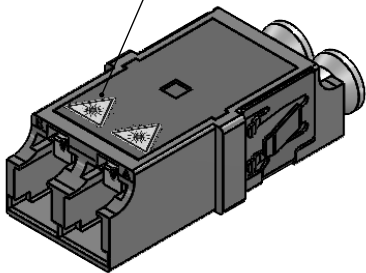
REVISIONS				
ZONE	REV.	DESCRIPTION	DATE	APPROVED
1A	A	DRWAING RELEASE (6/5/2018 REISSUED: PN TABLE UPDATED)	5/31/2018	S. LEUNG
2A, 8D	B	TOLERANCE UPDATED (10/29/2019 PCN170915001: SLEEVE MATERIAL OPTION UPDATED)	10/4/2018	N. HO KEITH CHUNG
6B, 8E	C	RATTLE FREE MOUNT PLATE CHANGED	10/30/2020	KEITH CHUNG

PART NUMBER SCHEME TABLE				
TYPE	COLOR	SLEEVE MATERIAL	LASER WARNING MARK	
985-4S	DUPLEX WITHOUT FLANGE	1	A	
		2	C	
		3		
		5		
		7		
		8		
		9		

MOUNTING HOLE DIMENSIONS  
 PANEL THICKNESS 1.7mm MAX.  
 (REFERENCE ONLY)



WITH LASER WARNING MARK (OPTIONAL)



**CONFIDENTIAL**

Category

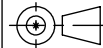
**C**

Information on this document is proprietary and may not be used, copied, reproduced, or disclosed without the written consent of SENKO Advanced Components, Inc.

UNLESS OTHERWISE SPECIFIED: DEBURRS ALL SHARP EDGES. DIMENSIONS ARE AFTER FINISH.

All Dimensions are in mm

TOLERANCES: X. = ±  
 X = ±0.1  
 .XX = ±0.05  
 .XXX = ±  
 <math>\angle = \pm 3^\circ</math>



ITEM NO.	DESCRIPTION	QTY.
1	LC DUPLEX ADAPTER BODY, WITHOUT FLANGE, PBT	1
2	LC INNER SHUTTER DUPLEX ADAPTER COVER, PBT	1
3	SC SIMPLEX FOOTPRINT (LC DUPLEX) ADAPTER RATTLE FREE METAL MOUNT PLATE, SUS $\triangle C$	1
4	LC ADAPTER DUST CAP, TPE (SEE DWG# EN10-260)	2
5	LC ONE-PIECE ADAPTER DUST SHUTTER, MAINLY SUS	2
6	LC INNER SHUTER ADAPTER DUPLEX ALIGNMENT SLEEVE HOLDER, PEI	2
7	LC ALIGNMENT SLEEVE (SEE TABLE)	2

Drawn By: ENG. DEPT.      Checked By: S. LEUNG      Material: SEE BOM      Scale: Free

**SENKO**<sup>®</sup>  
 Advanced Components

Part Number: 985-4SXX-X  
 Description: LC INNER SHUTTERP DUPLEX ADAPTER, NO FLANGE, RATTLE-FREE MOUNT CLIP  
 DWG# C-ENH18-296      Rev. C      Sheet 1