



LINEBACKER®

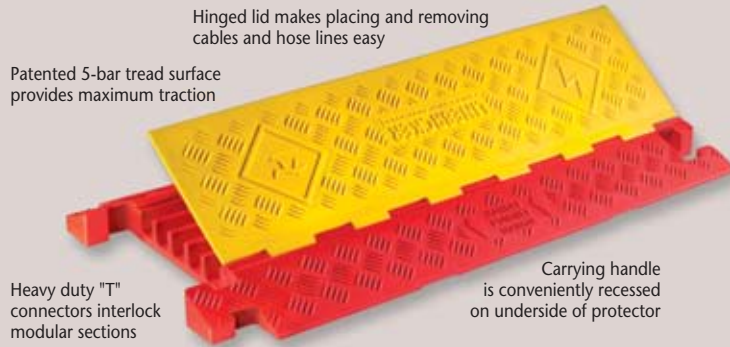
CABLE PROTECTORS

HD

HEAVY DUTY

2, 3, 4, 5 CHANNEL SYSTEMS

Protect valuable electrical cables, cords and hose lines from damage and abuse while ensuring a method of safe passage for vehicles and pedestrian traffic. Ideal for heavy trucks and forklifts in industrial environments where heavy duty cable protection is required.




Hinged lid makes placing and removing cables and hose lines easy

Patented 5-bar tread surface provides maximum traction

Heavy duty "T" connectors interlock modular sections

Carrying handle is conveniently recessed on underside of protector



Linebacker® HD 4 & 5 Channel - protects cable and hose lines up to 1.25 in. outside diameter



Linebacker® HD 3 Channel - protects cable and hose lines up to 2.25 in. outside diameter



Linebacker® HD 2 Channel - protects cable and hose lines up to 3.25 in. outside diameter

THE BEST DEFENSE IN CABLE PROTECTION



Linebacker® on Duty

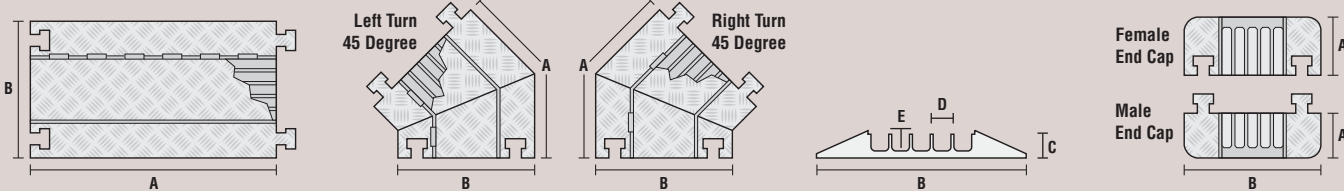
- All weather polyurethane construction with heavy load capacity
- Non-metallic protectors insulates cables/hose lines from human contact
- Satisfies state and federal regulatory agencies
- Multiple channels and sizes for various cable/hose line diameters
- Hinged lift cover makes placing and removing cable/hose lines easy
- Modular interlocking design is lightweight and easy to transport, set-up, disassemble and store

LINEBACKER® HD PROTECTORS WITH "T" CONNECTORS

MODEL	DESCRIPTION	A-LENGTH	B-WIDTH	C-HEIGHT	D-CHANNEL WIDTH	E-CHANNEL HEIGHT	WEIGHT
CP5X125	5-Channel Protector	36 in. (914.4 mm)	20 in. (508 mm)	2.31 in. (57.2 mm)	1.25 in. (31.8 mm)	1.25 in. (31.8 mm)	25 lbs. (11.3 kg)
CPEC5X125 (Pair only)	5-Channel End Caps (female) (male)	7.5 in. (190.5 mm)	20 in. (508 mm)	2.31 in. (57.2 mm)	1.25 in. (31.8 mm)	1.25 in. (31.8 mm)	3.5 lbs. (1.6 kg)
		5.25 in. (133.4 mm)	20 in. (508 mm)	2.31 in. (57.2 mm)	1.25 in. (31.8 mm)	1.25 in. (31.8 mm)	3.5 lbs. (1.6 kg)
CPT5X125R	5-Channel 45° Right Turn	25 in. (635 mm)	20 in. (508 mm)	2.31 in. (57.2 mm)	1.25 in. (31.8 mm)	1.25 in. (31.8 mm)	13 lbs. (5.9 kg)
CPT5X125L	5-Channel 45° Left Turn	25 in. (635 mm)	20 in. (508 mm)	2.31 in. (57.2 mm)	1.25 in. (31.8 mm)	1.25 in. (31.8 mm)	13 lbs. (5.9 kg)
CP4X125	4-Channel Protector	36 in. (914.4 mm)	20 in. (508 mm)	2.31 in. (57.2 mm)	2 in. (50.8 mm)	1.25 in. (31.8 mm)	26 lbs. (11.8 kg)
CPEC4X125 (Pair only)	4-Channel End Caps (female) (male)	7.5 in. (190.5 mm)	20 in. (508 mm)	2.31 in. (57.2 mm)	2 in. (50.8 mm)	1.25 in. (31.8 mm)	3.5 lbs. (1.6 kg)
		5.25 in. (133.4 mm)	20 in. (508 mm)	2.31 in. (57.2 mm)	2 in. (50.8 mm)	1.25 in. (31.8 mm)	3.5 lbs. (1.6 kg)
CPT4X125R	4-Channel 45° Right Turn	25 in. (635 mm)	20 in. (508 mm)	2.31 in. (57.2 mm)	2 in. (50.8 mm)	1.25 in. (31.8 mm)	13 lbs. (5.9 kg)
CPT4X125L	4-Channel 45° Left Turn	25 in. (635 mm)	20 in. (508 mm)	2.31 in. (57.2 mm)	2 in. (50.8 mm)	1.25 in. (31.8 mm)	13 lbs. (5.9 kg)
CP3X225	3-Channel Protector	36 in. (914.4 mm)	20 in. (508 mm)	3.05 in. (77.5 mm)	2.25 in. (57.2 mm)	2.25 in. (57.2 mm)	28 lbs. (12.7 kg)
CPEC3X225 (Pair only)	3-Channel End Caps (female) (male)	8.25 in. (209.6 mm)	20 in. (508 mm)	3.05 in. (77.5 mm)	2.25 in. (57.2 mm)	2.25 in. (57.2 mm)	4 lbs. (1.8 kg)
		6.0 in. (152.4 mm)	20 in. (508 mm)	3.05 in. (77.5 mm)	2.25 in. (57.2 mm)	2.25 in. (57.2 mm)	4 lbs. (1.8 kg)
CPT3X225R	3-Channel 45° Right Turn	25 in. (635 mm)	20 in. (508 mm)	3.05 in. (77.5 mm)	2.25 in. (57.2 mm)	2.25 in. (57.2 mm)	15 lbs. (6.8 kg)
CPT3X225L	3-Channel 45° Left Turn	25 in. (635 mm)	20 in. (508 mm)	3.05 in. (77.5 mm)	2.25 in. (57.2 mm)	2.25 in. (57.2 mm)	15 lbs. (6.8 kg)
CP2X325	2-Channel Protector	36 in. (914.4 mm)	22 in. (558.8 mm)	4.13 in. (101.6 mm)	3.25 in. (82.6 mm)	3.25 in. (82.6 mm)	33 lbs. (15 kg)

Protector Color: Y/O = Yellow Lid with Orange Ramps • End Cap Color: Orange

45 degree turns allow for additional configuration options



SPECIFICATION DATA

Material..... Polyurethane (UV stabilized)
 Operating Temp..... -40°F to 120°F (-40°C to 48°C)
 Hinge Pin Material..... Reinforced fiberglass
 Safety Symbols..... Per ANSI. Z535.3-1991

LOAD CAPACITY PER TIRE/AXLE

Channels	Max Load 70°F (21°C)	
5	20,150 lbs./Tire (9,140 kg)	40,300 lbs./Axle (18,280 kg)
4	20,150 lbs./Tire (9,140 kg)	40,300 lbs./Axle (18,280 kg)
3	14,210 lbs./Tire (6,446 kg)	28,420 lbs./Axle (12,892 kg)
2	10,880 lbs./Tire (4,935 kg)	21,760 lbs./Axle (9,870 kg)



Safety Warning
 Symbols Molded into Lid



See Page 15
 For ADA
 Compliant Ramps



LINEBACKER® GP

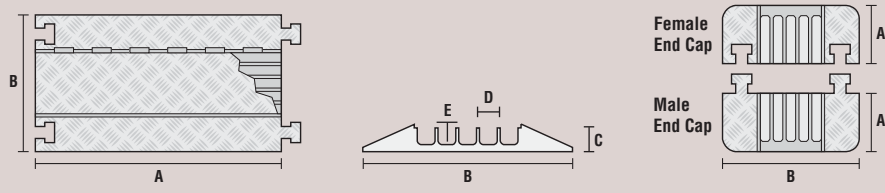
GENERAL PURPOSE 5 CHANNEL SYSTEM

Protect valuable electrical cables, cords and hose lines from damage and abuse while ensuring a method of safe passage for vehicles and pedestrian traffic. Ideal for public, commercial and industrial applications where general purpose cable protection is required.

LINEBACKER® GP-5 5 CHANNEL PROTECTOR WITH "T" CONNECTORS

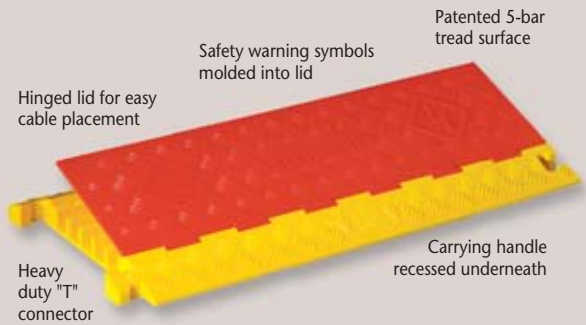
MODEL	DESCRIPTION	A LENGTH	B WIDTH	C HEIGHT	D-CHAN. WIDTH	E-CHAN. HEIGHT	WEIGHT
CP5X125-GP	5-Channel Protector	36 in. (914.4 mm)	17.5 in. (444.5 mm)	1.95 in. (50 mm)	1.3 in. (33 mm)	1.3 in. (33 mm)	22 lbs. (10.0 kg)
CPEC5X125-GP (Pair only)	5-Channel End Caps (female)	4.75 in. (120.7 mm)	17.5 in. (444.5 mm)	1.95 in. (50 mm)	1.3 in. (33 mm)	1.3 in. (33 mm)	2.7 lbs. (1.2 kg)
	(male)	4.75 in. (120.7 mm)	17.5 in. (444.5 mm)	1.95 in. (50 mm)	1.3 in. (33 mm)	1.3 in. (33 mm)	2.7 lbs. (1.2 kg)

Protector Color: O/Y = Orange Lid with Yellow Ramps • O/B = Orange Lid with Black Ramps
 B/B = Black Lid with Black Ramps • End Cap Color: Orange



NEC REQUIREMENTS: Protects valuable electrical cables and permits compliance with 1996 National Electrical Code requirements (Article 525) for insulating electrical cables and cords at carnivals, fairs, amusement parks and similar events.

SPECIFICATION DATA	LOAD CAPACITY PER TIRE/AXLE	Safety Warning Symbols Molded into Lid	See Page 15 for ADA Compliant Ramps
Material: Polyurethane (UV stabilized) Operating Temp: -40°F to 120°F (-40°C to 48°C) Hinge Pin Material: Reinforced fiberglass Safety Symbols: Per ANSI. Z535.3-1991	Channels: 5 Max Load 70°F (21°C): 10,500 lbs./Tire (4,783 kg) 21,000 lbs./Axle (9,526 kg)		



Linebacker® GP 5 Channel - protects cable and hose lines up to 1.3 in. outside diameter



LINEBACKER® GP

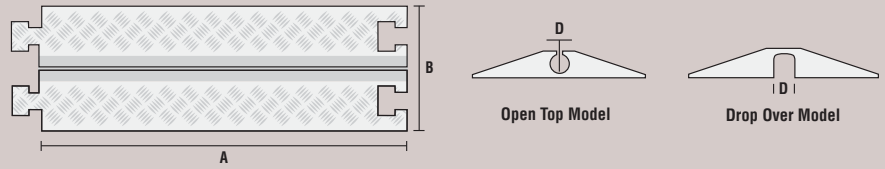
GENERAL PURPOSE 1 CHANNEL SYSTEM

Single Channel Systems protect valuable electrical cables, cords and hose lines from vehicle and foot traffic. Ideal for temporary re-routing of single cable and hose lines including fragile fiber optic telecommunications cable.


LINEBACKER® GP-1 1 CHANNEL PROTECTOR WITH "T" CONNECTORS

MODEL	DESCRIPTION	A LENGTH	B WIDTH	C HEIGHT	D-CHAN. WIDTH	WEIGHT
CP1X125-GP	1-Channel Protector - Open Top	36 in. (914.4 mm)	11.5 in. (292.1 mm)	1.6 in. (40.6 mm)	1.25 in. (31.8 mm)	13 lbs. (5.9 kg)
CP1X125-GP-DO	1-Channel Protector - Drop Over	36 in. (914.4 mm)	11.5 in. (292.1 mm)	1.6 in. (40.6 mm)	1.25 in. (31.8 mm)	13 lbs. (5.9 kg)

Protector Color: O = Orange • B = Black



SPECIFICATION DATA	LOAD CAPACITY PER TIRE/AXLE	Safety Warning Symbols Molded into Protector	See Page 15 for ADA Compliant Ramps
Material: Polyurethane (UV stabilized) Operating Temp: -40°F to 120°F (-40°C to 48°C) Safety Symbols: Per ANSI. Z535.3-1991	Channels: 1 Max Load 70°F (21°C): 11,700 lbs./Tire (5,307 kg) 23,400 lbs./Axle (10,614 kg)		



Linebacker® GP 1 Channel - protects cable and hose lines up to 1.25 in. outside diameter

NOTE: Drop over protectors do not prevent abrasion to cable from below.